




P87 Profile



P120 Profile



P180 Profile

Our rail profiles are made of extruded aluminum and are available in various standard lengths and profiles. All profiles are designed to offer fast and flexible installation and come complete with a full range of attachments and accessories. All rails are discreet, modern and lightweight, making them much easier to install.

#### Assorted Profiles

Our rails are offered in three different rail profiles. The P87 profile is mainly used for single rail systems or as the primary rail in a traverse system. It is available in assorted straight lengths as well as curved lengths. The P87 also has the option of a shelf profile for built-in flush mounted installations. The P120 and P180 profiles are both designed to be used as secondary rails in a traverse system or systems that require long distances between fixation points. They are available in lengths of up to 7m/23 feet.

#### Discreet and Versatile

Our rails are ready for our in-rail charging solution that offers continuous charging of

lifts. The unique installation of our technology does not require as many drops in the ceiling, saving time and money. Mounting can be done to ceilings, walls or floors regardless of the height.

#### Full Range of Accessories

Our rail systems come with a full range of accessories to accommodate the needs of most mounting situations. We offer pendulums, rail rollers, attachment kits, door stands, posts and poles, all of which guarantee the installation will be fast and simple.

#### HUMAN CARE SWEDEN (HQ)

Årstaängsvägen 21B  
117 43 Stockholm  
Phone: +46 8 665 35 00  
Fax: +46 8 665 35 10  
info.se@humancaregroup.com

#### HUMAN CARE CANADA

10-155 Colonnade Road  
Ottawa, ON K2E 7K1  
Phone: +613.723.6734  
Fax: +613.723.1058  
info.ca@humancaregroup.com

#### HUMAN CARE NEDERLAND

Elspeterweg 124  
8076 PA Vierhouten  
Phone: +31 577 412 171  
Fax: +31 577 412 170  
info.nl@humancaregroup.com

#### HUMAN CARE UNITED STATES

8006 Cameron Road, Suite K  
Austin, TX 78754  
Phone: +512.476.7199  
Fax: +512.476.7190  
info.us@humancaregroup.com

## Accessories



### Rail Rollers

Assorted models for portable or stationary lifts. Model no. 20107 shown.



### Traverse Rollers

Assorted models for use with traverse system. Model no. 50170 shown.



### Pendulums

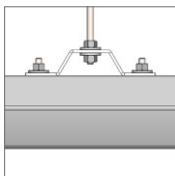
Assorted models and heights to accommodate installation in acoustic or uneven ceilings. Model no. 50190 shown.



### Attachments


Attachment kits for mounting rails onto various materials. Model no. 50167 and 50168 shown.

## Mounting Options



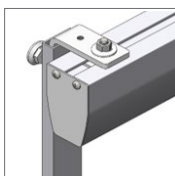
### Ceiling Attachment

Used for installations in concrete and wood joist ceilings or together with pendulums. No drilling required in rails.



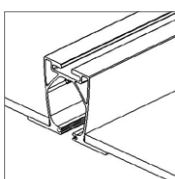
### Wall Attachment

When ceiling attachment is not possible, wall attachments can be used with all rails.



### Poles and Door Stands

Ideal for temporary use or when modification to the building structure is not permitted.



### Flush Mounted

Ideal for suspended or false ceilings. Can be used with pendulums.

## Lift Compatibility



### Cosmos

Compatible with all Cosmos models. Part no. 56100, 56110, 56120



### Altair

Compatible with all Altair models. Part no. 55200, 55210 or 55220



### Roomer S

Compatible with Roomer S. Part no. 55300



### HeliQ

Compatible with all HeliQ models. Part no. 55100, 55110 or 55120

## Technical Specifications

Code	Dimensions (LxWxH)	Code	Dimensions (LxWxH)	Code	Dimensions (LxWxH)	Code	Dimensions (LxWxH)
<b>P87</b>		<b>P120</b>		<b>P180</b>		<b>P87</b>	
<b>71236</b>	250cm x 7cm x 8.7cm 98.4" x 2.7" x 3.4"	<b>71241</b>	300cm x 7.3cm x 12cm 118.1" x 2.9" x 4.7"	<b>71245</b>	550cm x 7.3cm x 12cm 216.5" x 2.9" x 4.7"	<b>55601</b>	Curve 45°
<b>71237</b>	300cm x 7cm x 8.7cm 118.1" x 2.7" x 3.4"	<b>71242</b>	400cm x 7.3cm x 12cm 157.5" x 2.9" x 4.7"	<b>71246</b>	700cm x 7.3cm x 12cm 275.6" x 2.9" x 4.7"	<b>55602</b>	Curve 60°
<b>71238</b>	400cm x 7cm x 8.7cm 157.5" x 2.7" x 3.4"	<b>71243</b>	500cm x 7.3cm x 12cm 197" x 2.9" x 4.7"			<b>55603</b>	Curve 90°
<b>71239</b>	550cm x 7cm x 8.7cm 216" x 2.7" x 3.4"	<b>71244</b>	620cm x 7.3cm x 12cm 244.1" x 2.9" x 4.7"			<b>55604</b>	Curve 90° Long Straight section 100cm
<b>71240</b>	700cm x 7cm x 8.7cm 275.6" x 2.7" x 3.4"						
Product Weight: 3.2kg/7.1lb		Product Weight: 4.4kg/9.7lb		Product Weight: 4.9kg/10.8lb		Product Weight: 3.2kg/7.1lb	



*We improve freedom of movement  
and quality of care for people.*

humancaregroup.com